

Belfast PEACEPLUS

Priority 1.1 Local Community
Peace Action Plan

Performance Dashboard

As of

21/05/2026 18:01:39

Please select a report below...

KPI Tracker

All
Participants

Achieved
Participants

Equality
Monitoring

Attitudinal
Survey

Programme
Board
Report (all
Participants)

Programme
Board
Report
(Achieved
Participants)

Monthly
Report



PEACEPLUS

Northern Ireland - Ireland

Co-funded by the
European Union UK Government




**Belfast
City Council**


The Belfast Local Community Action Plan is supported by PEACEPLUS, a programme managed by the Special EU Programmes Body (SEUPB).


Achieved Participants


 **1,760**
Total Achieved

 **Participant Target: 17,454**
Total Left: 15,694 10.1%
Total Registered: 3,091
% Achieved to Total Participants 57%

 **42%**
Achieved Participants (Woman or Girl)


Total Female Achieved: 731
Total Achieved: 1,760
 **Woman or Girl Target: 40%**


 **21%**
Achieved Participants (Ethnic Minority)

Total Ethnic Minority Achieved: 368
Total Achieved: 1,760
 **Ethnic Minority Target: 40%**


Equality & Attitudinal Survey Respondents

 **1629**
Total Respondents to Date

Respondents to Achieved: 97%
 **% Positive Responses: 75%** (Positive = Strongly Agree, Agree or Yes)

 **44%**
Woman or Girl Respondents


Total Woman or Girl Respondents: 709


 **18%**
Ethnic Minority Respondents


Achieved Participants


 **1K**
Total Achieved

 **Participant Target: 7,638**
Total Left: 6,313 17.3%
Total Registered: 2,143
% Achieved to Total Participants 62%

 **36%**
Achieved Participants (Woman or Girl)

Total Female Achieved: 478
Total Achieved: 1K
 **Woman or Girl Target: 40%**


 **21%**
Achieved Participants (Ethnic Minority)

Total Ethnic Minority Achieved: 276
Total Achieved: 1K
 **Ethnic Minority Target: 40%**


Equality & Attitudinal Survey Respondents

 **1.323K**
Total Respondents to Date

Respondents to Achieved: 106%
 **% Positive Responses: 74%** (Positive = Strongly Agree, Agree or Yes)

 **41%**
Woman or Girl Respondents


Total Woman or Girl Respondents: 539


 **19%**
Ethnic Minority Respondents


Achieved Participants


 **435**
Total Achieved

 **Participant Target: 5,536**
Total Left: 5,101 7.9%
Total Registered: 944
% Achieved to Total Participants 46%


 **58%**
Achieved Participants (Woman or Girl)


Total Female Achieved: 253
Total Achieved: 435
 **Woman or Girl Target: 40%**


 **21%**
Achieved Participants (Ethnic Minority)

Total Ethnic Minority Achieved: 92
Total Achieved: 435
 **Ethnic Minority Target: 40%**


Equality & Attitudinal Survey Respondents


 **306**
Total Respondents to Date

Respondents to Achieved: 70%
 **% Positive Responses: 77%** (Positive = Strongly Agree, Agree or Yes)

 **56%**
Woman or Girl Respondents

Total Woman or Girl Respondents: 170

 **17%**
Ethnic Minority Respondents



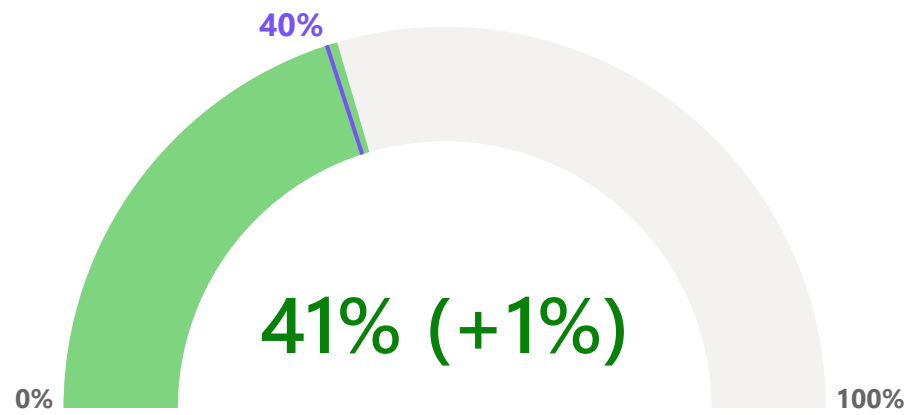
3,091

37

▼ 60% (-55) vs. last month

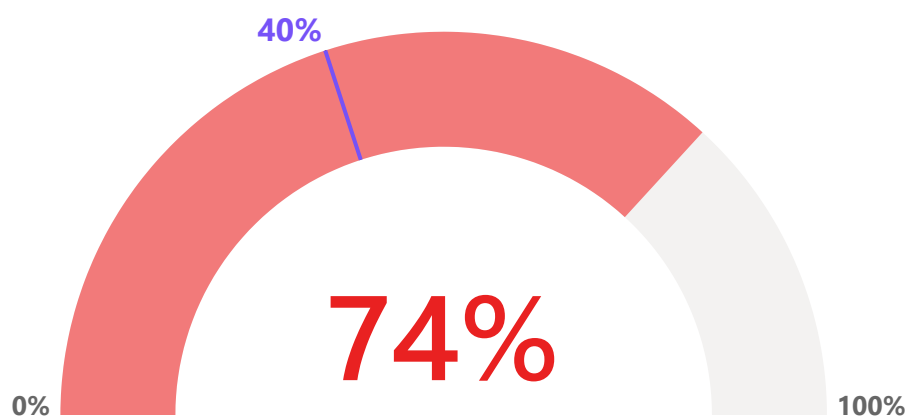
Woman or Girl Participants (vs. KPI)

% Woman or Girl Target: 40%



Ethnic Minority Participants (vs. KPI)

% Ethnic Minority Target: 40%



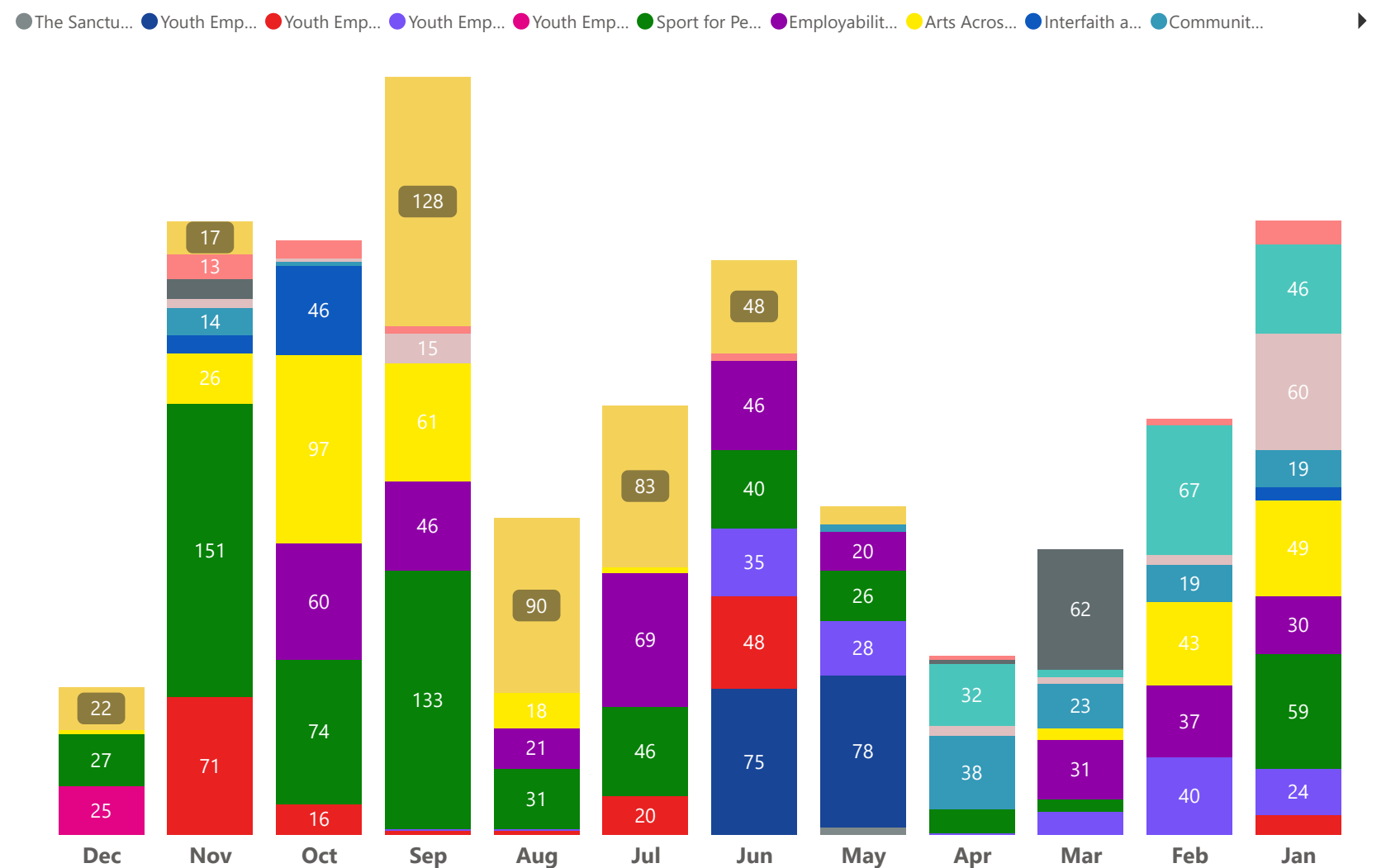
Total Participants by Project

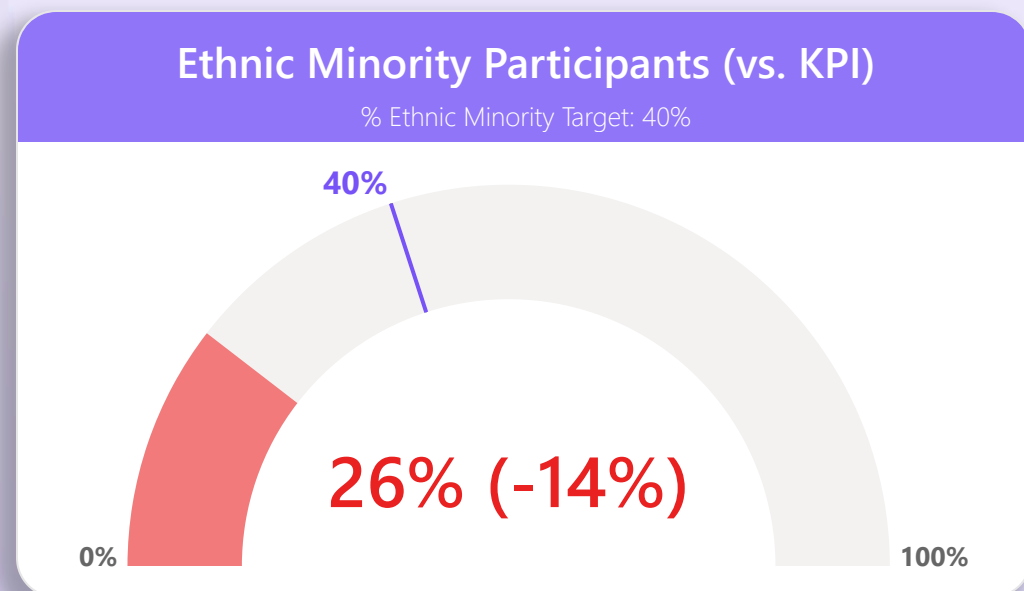
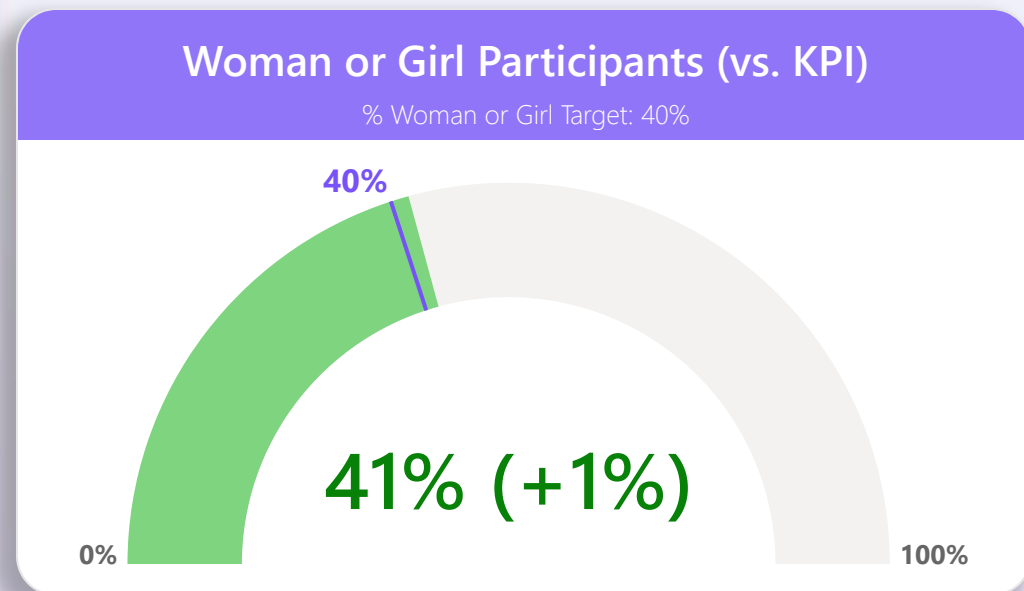
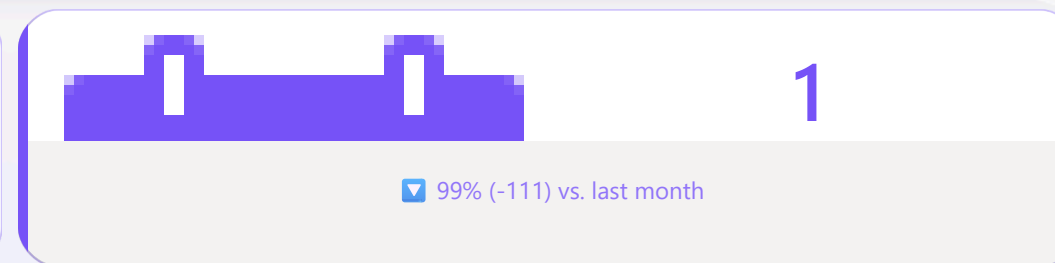
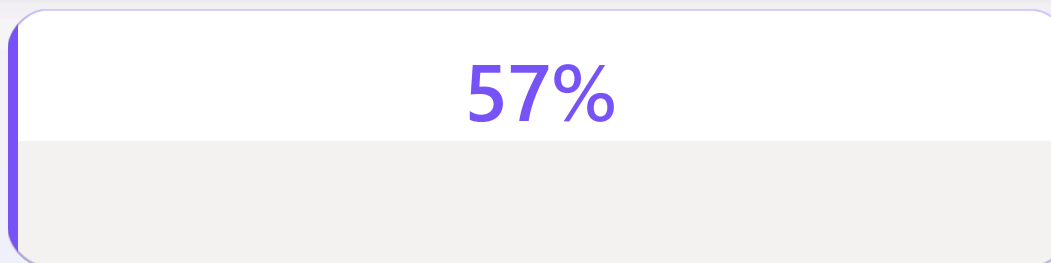
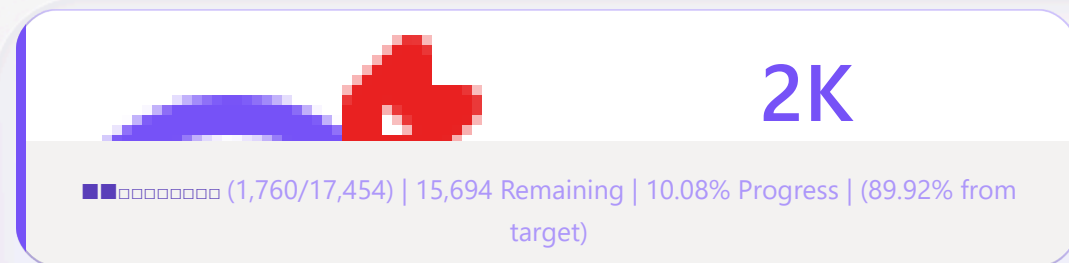
Project Registrations over Time

Participant Registrations over Time

Project Registrations Over Time

Drilldown for Cohort

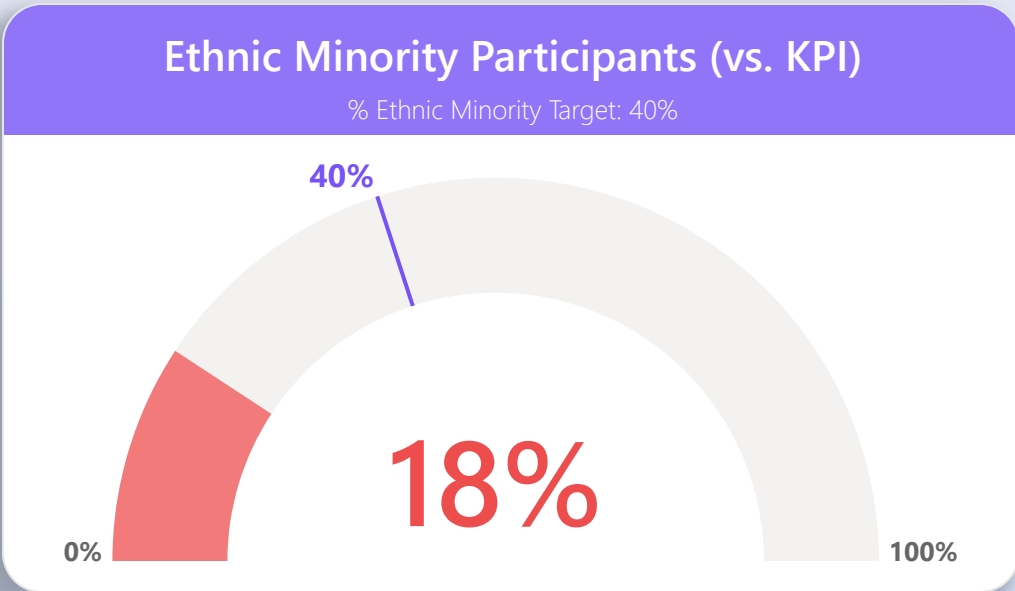
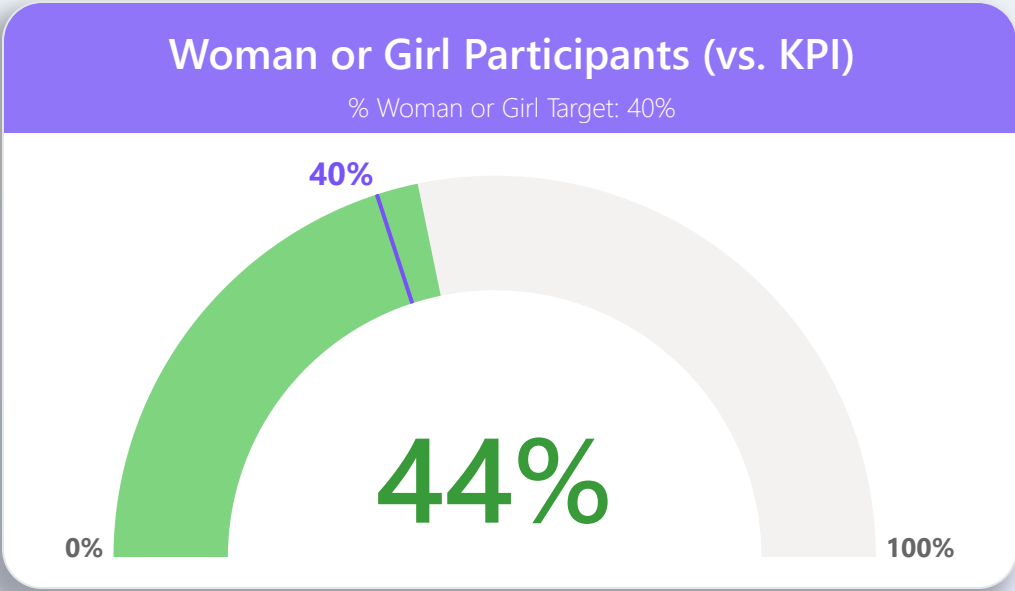




- Achieved Participants over Time
- Achieved by Project
- Achieved by Activity**

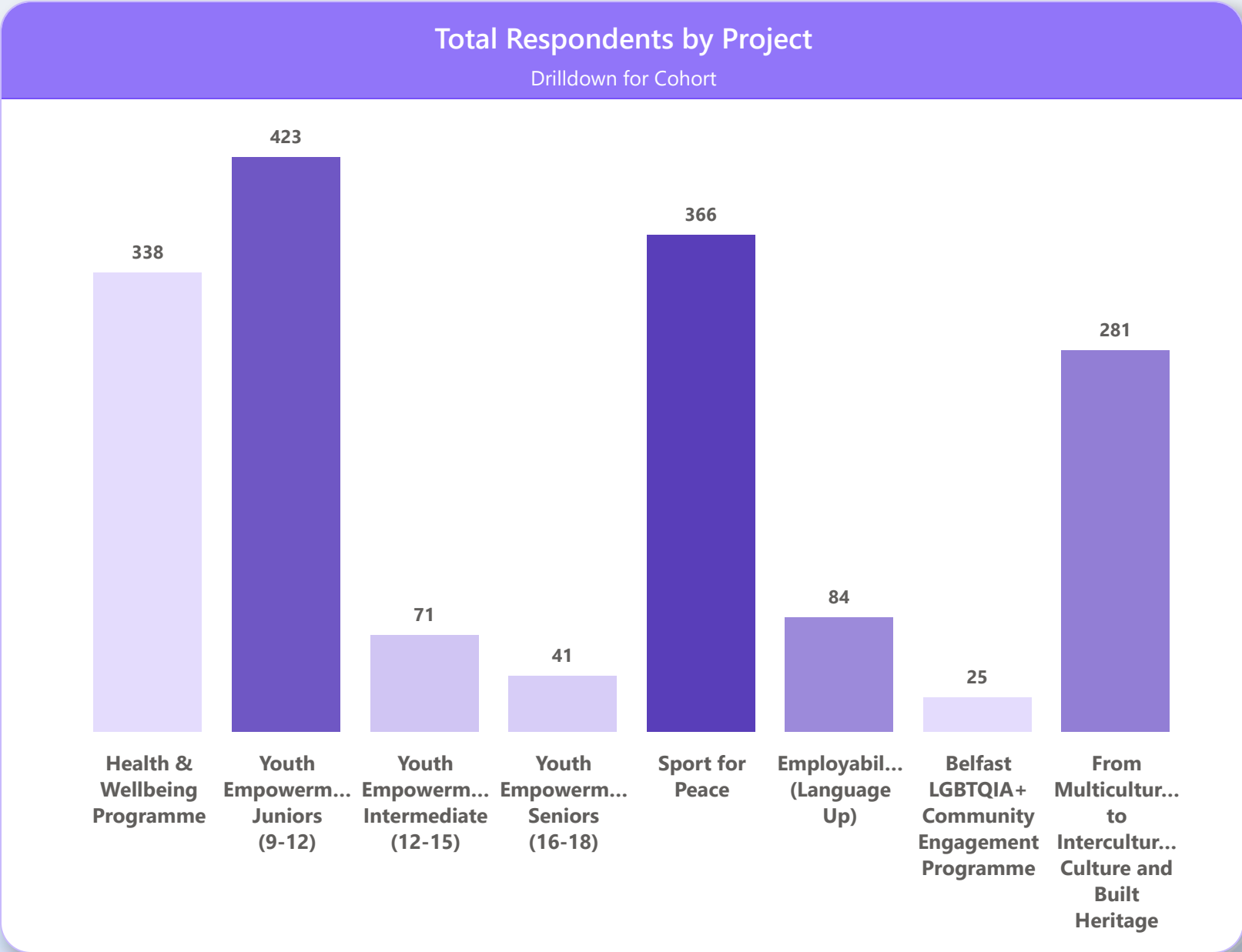
Total Achieved Participants by Project & Activity

Project & Activity	Total Achieved
TPC	1,325
Youth Empowerment: Juniors (9-12)	411
Junior (9-12 year old) Activity	411
Youth Empowerment: Intermediate (12-15)	164
Intermediate (12-15 year old) Activity	163
Intermediate (12-15 year old) Social Action Learning Activity	1
Youth Empowerment: Seniors (16-18)	41
Seniors (16-18 year old) Activity (Non-Residential)	41
Youth Empowerment: Young Adults (19-25)	26
Young Adults (19-25 year old) Activity (Residential)	26
Sport for Peace	397
Pillar 1: Qualification/Coach Education	58
Pillar 2: Participation	39
Employability (Language Up)	90
Strand 1: Community Provision of Flexible Language Courses	53
Strand 2: Community Programme of Activities (including co-design process)	37
Arts Across the Genres	196
Cross community shared sessions - cross-genre work	133
Cross community shared sessions - same genre work	41
Group establishment/ capacity building sessions	13
Local Showcase	5
Project 5 creation and documentary making, social media management	4
CCD	435
Interfaith and Belief Programme	3
Interfaith & belief group	1
Total	1,760



Responses over Time

Respondents by Project



1.629K

Number of projects with surveys added: 8

97%

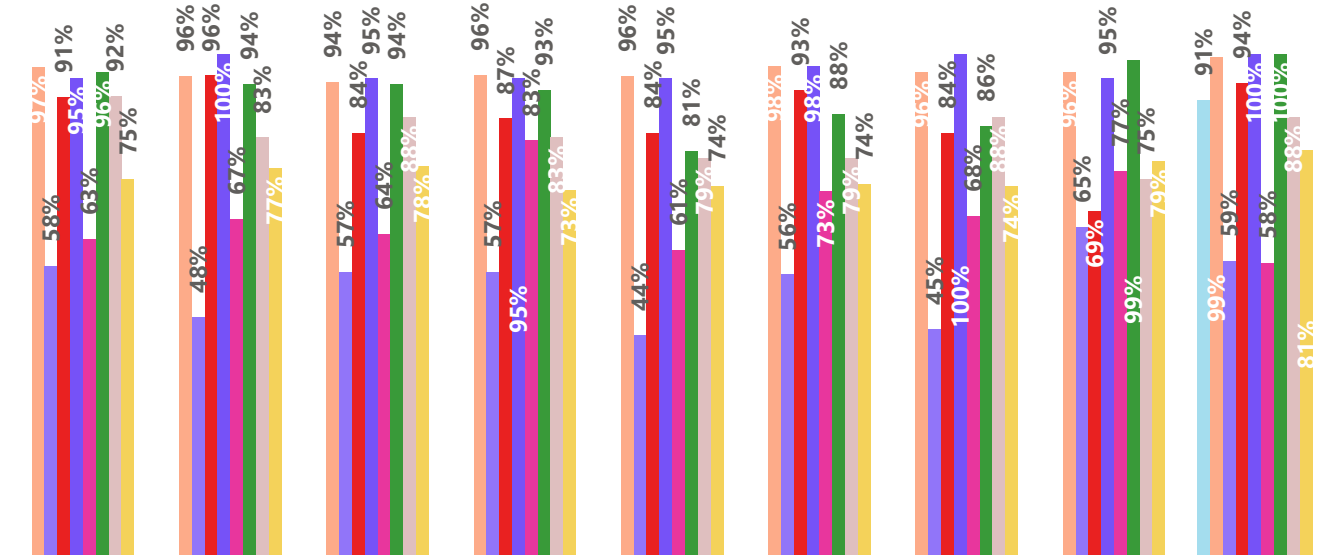
75%

Positive Responses by Project

Question Response Gauge

Positive Responses by Project

Commu... Health ... Youth E... Youth E... Youth E... Sport for ... Employ... Belfast L... From M...



Helped you to make new connections with those from different identities

Helped you to connect with new places or communities

Increased your understanding of cultures, identities, or opinions different to your own

Increased your respect for cultures, identities, or opinions different to your own

Decreased your fear or anxiety about meeting others from a culture, identity, or opinion different to your own

Made you more positive about taking part in peace, cross-com... or cross-border work

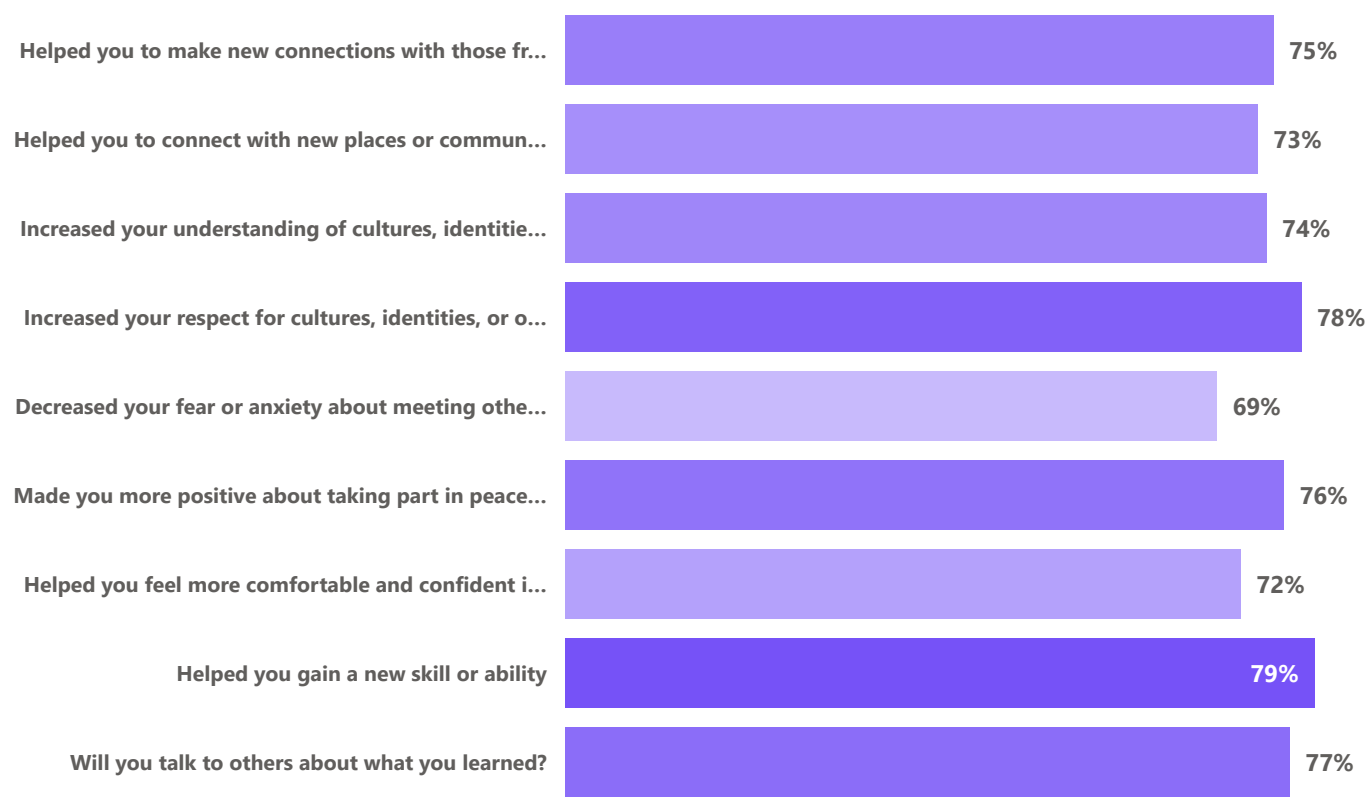
Helped you feel more comfortable and confident in addressing issues within your local community or increased your understand... of issues impacting your local community

Helped you gain a new skill or ability

Will you talk to others about what you learned?

Positive Responses per Question

Positive Responses = Agree, Strongly Agree or Yes



At 79 %, Helped you gain a new skill or ability had the highest % Positive Responses and was 15 % higher than Decreased your fear or anxiety about meeting others from a culture, identity, or opinion different to your own, which had the lowest % Positive Responses at 69 %.

Across all 9 Question, % Positive Responses ranged from 69 % to 79 %.

Build visuals with your data

Select or drag fields from the **Data** pane onto the report canvas.

